

## Are there any other benefits of the Flashing Yellow Arrow?

An advantage of the Flashing Yellow left-turn signal is that it gives traffic engineers the flexibility to use specific signals during different times of the day. In some locations, it is possible that either the Flashing Yellow Arrow or steady green arrow may not be seen every time you approach the intersection. This will reduce wait times at signals using the Flashing Yellow Arrow.

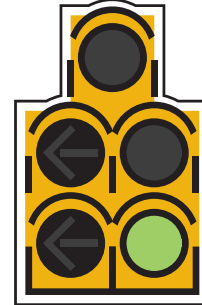
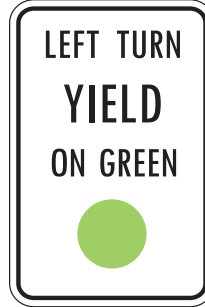
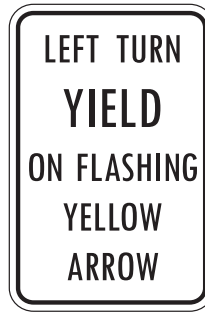
### Safety

A national study demonstrated drivers had fewer crashes when using the Flashing Yellow Arrow left-turn signal than with the traditional circular green left-turn signal, because some drivers perceive any green signal to mean GO.

### Flashing Yellow Arrow = Turn left when oncoming traffic is clear.

The new Flashing Yellow Arrow left-turn signal provides a more direct message than the circular green one. YIELD to oncoming traffic and pedestrians when you see it flashing.

## Flashing Yellow Arrow = Circular Green for Left-Turn: BOTH MEAN YIELD




Post Office Box 1850  
Jackson, MS 39215-1850  
Phone (601) 359-1454  
comments@mdot.ms.gov

Like us on Facebook,  
follow us on Twitter and  
subscribe to our YouTube Channel  
at MississippiDOT.

For the latest travel information,  
call 511 or visit [www.MDOTtraffic.com](http://www.MDOTtraffic.com)  
or download the MDOT Traffic App for iOS or Android  
from the Apple App or Google Play stores.

## What do you know about the

# Flashing Yellow Arrow?



*The Mississippi Department of Transportation (MDOT) is implementing a new traffic signal to provide a safer, more efficient left-turn for motorists. The Flashing Yellow Arrow left-turn signal is a new type of display that will begin to replace the circular green signal for permitted left-turns at selected intersections.*

### What does a Flashing Yellow Arrow mean?

A Flashing Yellow Arrow means left-turns are allowed, but first, you must YIELD to oncoming traffic and pedestrians before proceeding with caution.

### What should motorists do when approaching the Flashing Yellow left-turn signal?

Drivers should YIELD to any oncoming traffic. When safe, make a left-turn and proceed with caution through the intersection. At the end of the flashing period, the Flashing Yellow Arrow then transitions to the steady (non-flashing) yellow left-turn arrow. Drivers should treat the steady yellow arrow just like a standard yellow light: prepare to stop before the red light appears.



**The Flashing Yellow Arrow** allows you to turn left when oncoming traffic is clear (oncoming traffic has the right of way). You must carefully determine if there is an adequate gap in the oncoming traffic and ensure there are no pedestrians crossing before turning left.



Photo of the City of Jackson's Flashing Yellow Arrow Signal Display at Pear Orchard & Old Canton Road